

General: Deciduous biennial; 3'-7' tall



Need seedling photo




Photo by Heidi Bohann

Photo by Heidi Bohann

Form: Basal clump with erect stalks



Photo by Heidi Bohann

Flowers: white umbels



Leafy bracts at base of umbel

Photo by Heidi Bohann

Umbels up to 7" wide

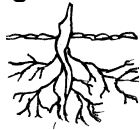
Native Look-alike



Yarrow, *Achillea millefolium*, has similar leaves when young. Queen Anne's lace has more fernlike leaves.

Management Strategies

- Taproot: Remove all fragments
  - Primary spread: Seed
- Note: Remove in first year or early second year before flowering



Check with parks department or school district for proper disposal.

WPGS: 240

# Queen Anne's Lace

*Daucus carota*

A Non-native Plant

© Starflower Foundation 2006

White

General: Deciduous biennial; 3'-7' tall



Need seedling photo



Photo by Heidi Bohann

Photo by Heidi Bohann

Form: Basal clump with erect stalks



Photo by Heidi Bohann

Flowers: white umbels



Leafy bracts at base of umbel

Photo by Heidi Bohann

Umbels up to 7" wide

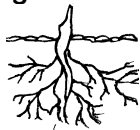
Native Look-alike



Yarrow, *Achillea millefolium*, has similar leaves when young. Queen Anne's lace has more fernlike leaves.

Management Strategies

- Taproot: Remove all fragments
  - Primary spread: Seed
- Note: Remove in first year or early second year before flowering



Check with parks department or school district for proper disposal.

WPGS: 240

# Queen Anne's Lace

*Daucus carota*

A Non-native Plant

© Starflower Foundation 2006

White