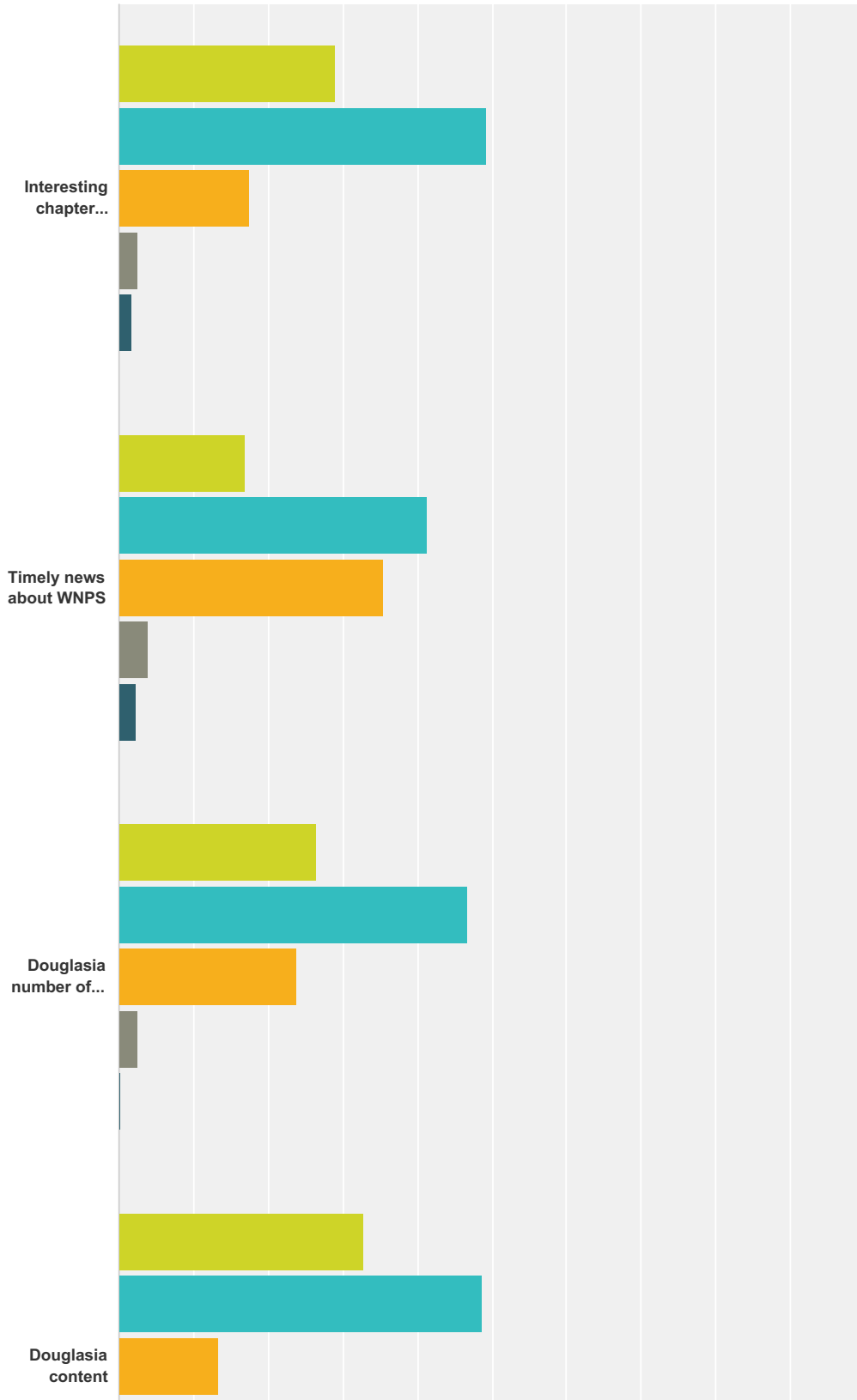


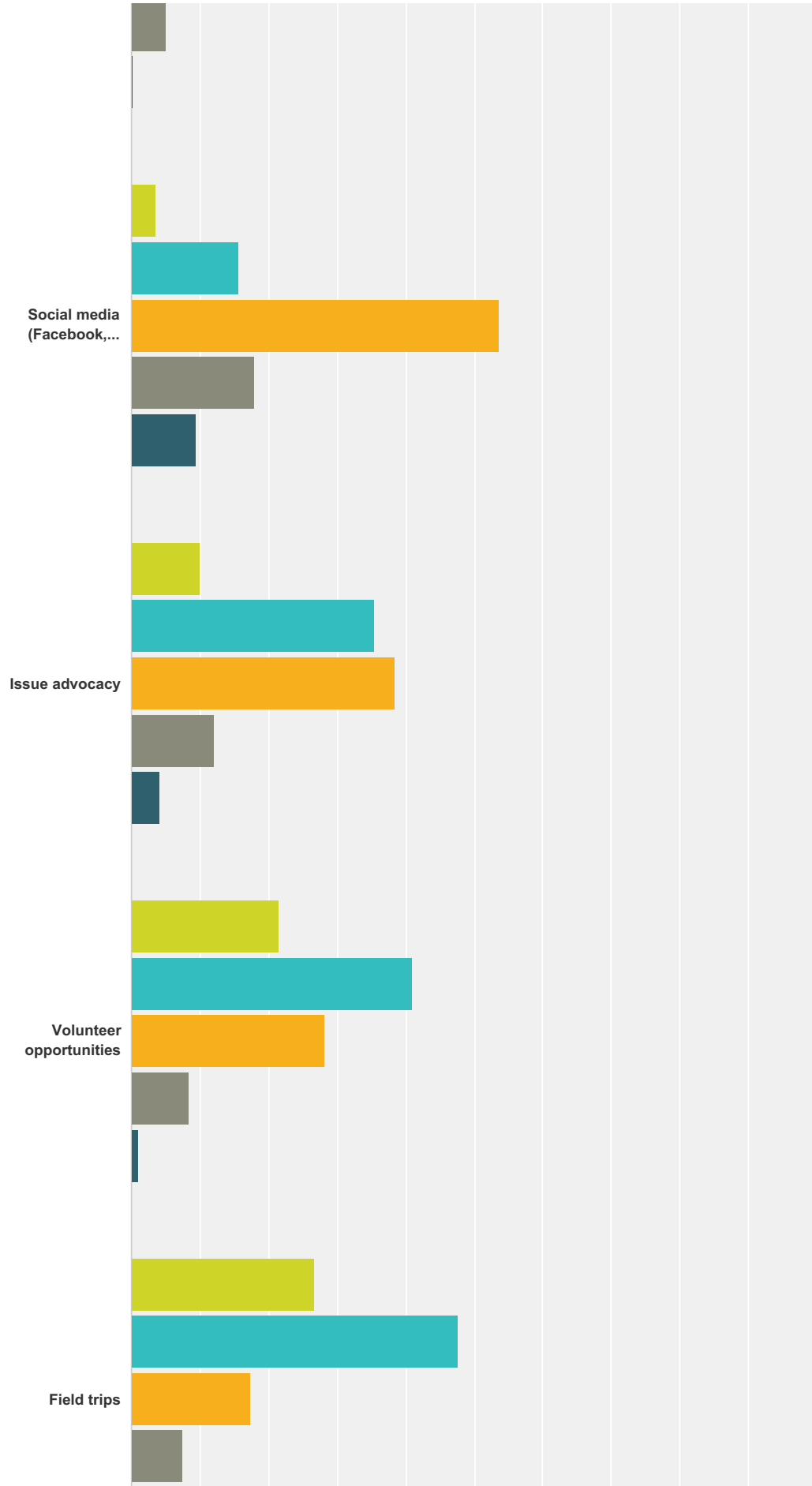
Q30 WNPS Strengths and Weaknesses

Please rate how WNPS is doing in each of these program areas:

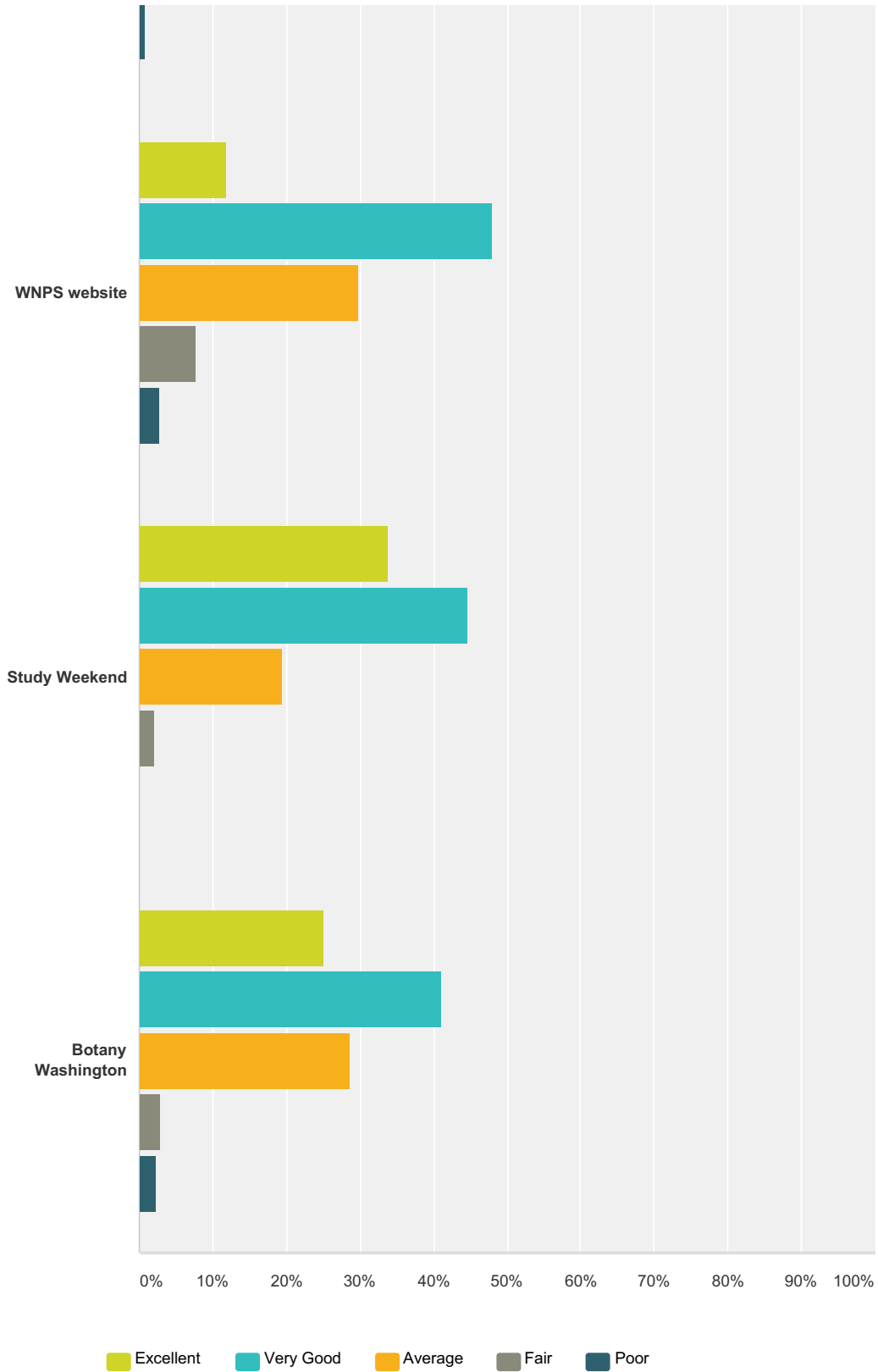
Answered: 460 Skipped: 102



WNPS Communications Strategy Survey



WNPS Communications Strategy Survey



	Excellent	Very Good	Average	Fair	Poor	Total	Weighted Average
Interesting chapter programs	28.96% 117	49.26% 199	17.57% 71	2.48% 10	1.73% 7	404	1.99
Timely news about WNPS	16.96% 67	41.27% 163	35.44% 140	4.05% 16	2.28% 9	395	2.33

WNPS Communications Strategy Survey

Douglasia number of issues	26.57% 114	46.85% 201	23.78% 102	2.56% 11	0.23% 1	429	2.03
Douglasia content	32.73% 144	48.64% 214	13.41% 59	5.00% 22	0.23% 1	440	1.91
Social media (Facebook, etc.) activity	3.57% 8	15.63% 35	53.57% 120	17.86% 40	9.38% 21	224	3.14
Issue advocacy	10.03% 34	35.40% 120	38.35% 130	12.09% 41	4.13% 14	339	2.65
Volunteer opportunities	21.41% 76	40.85% 145	28.17% 100	8.45% 30	1.13% 4	355	2.27
Field trips	26.82% 107	47.62% 190	17.29% 69	7.52% 30	0.75% 3	399	2.08
WNPS website	11.90% 40	47.92% 161	29.76% 100	7.74% 26	2.68% 9	336	2.41
Study Weekend	33.75% 108	44.69% 143	19.38% 62	2.19% 7	0.00% 0	320	1.90
Botany Washington	25.00% 68	41.18% 112	28.68% 78	2.94% 8	2.21% 6	272	2.16